

Description

The BP6211B is a high-performance, high-integration, self-biased synchronous rectifier (SR) with a 60 V MOSFET integrated for flyback converters. It can replace the secondary diode rectifier for higher efficiency and power density.

The BP6211B supports discontinuous conduction mode (DCM), quasi-resonant (QR) and continuous conduction mode (CCM) operations. Robust operation in CCM is enabled with adaptive gate drive and faster turn-off speed with 4 A sink current and ultra-short turn-off delay.

The internal ringing detection circuitry prevents the IC from falsely turning on during DCM or QR operations. The internal turn-on blanking function prevents an accidental turn-off due to parasitic ringing. Ultra-short turn-on delay increases SR MOSFET conduction time to improve efficiency.

The BP6211B generates its own supply voltage without requiring auxiliary winding for low-side or high-side rectification. This feature makes it suitable for charger applications with a very low output voltage or wide output voltage range.

The BP6211B is available in an SOP-8 package.

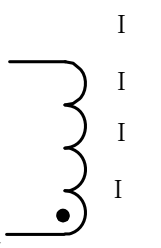
Features

- Integrated 60 V / 14 mΩ MOSFET
- Adaptive gate drive and faster turn-off speed
- Supports DCM, QR and CCM operations
- Ringing detection prevents false turn-on in DCM
- Supports low-side and high-side rectification
- Self-biased and no need for auxiliary winding for high-side rectification
- Supports wide output voltage range down to 0 V
- 4 A sink gate driver prevent false turn-on by the miller effect
- Ultra-short turn-on delay, increase conduction time, optimize efficiency
- Low quiescent current
- Compatible with energy efficiency regulations



Applications

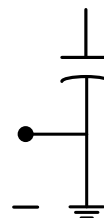
- QC, USB-PD and PPS AC-DC Chargers
- High Efficiency Adaptors
- High Efficiency and Power Density Flyback Converters



Typical Application



BP6211B





BP6211B

Fast Turn-Off Synchronous Rectifier for CCM/DCM Flyback Converter

Ordering Information

Part Number	Package	Packing	Marking
BP6211B	SOP-8	Tape & Reel 4,000 pcs/Reel	BP6211B XXXXXY ZZZZWWX

Pin Configuration and Marking Information

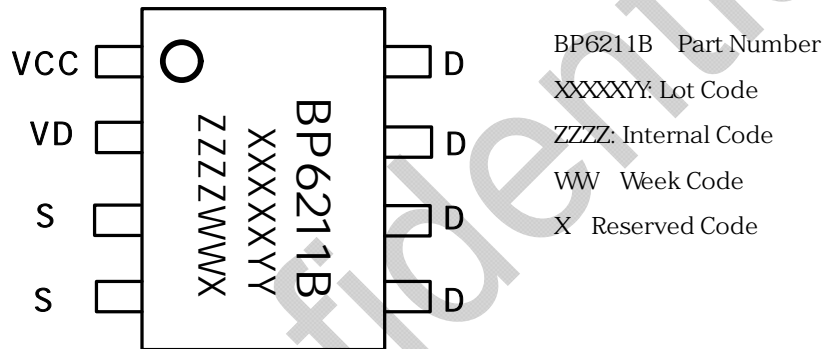


Figure 2. SOP-8 Pin Configuration

Pin Functions

Pin NO.	Pin Name	Description
1	VCC	Linear regulator output. VCC is the supply of the BP6211B.
2	VD	MOSFET drain voltage sensing. VD is also used as the linear regulator input.
3 4	S	MOSFET source. S is also used as a reference for VCC.
5 6 7 8	D	MOSFET drain.



BP6211B

Fast Turn-Off Synchronous Rectifier for CCM/DCM Flyback Converter

Disclaimer

The information provided in this datasheet is believed to be accurate and reliable. However, Bright Power Semiconductor (BPS) reserves the right to make changes at any time without prior notice.

No license, to any intellectual property right owned by BPS or any other third party, is granted under this document. BPS provides information in this datasheet AS IS and with all faults, and makes no warranty, express or implied, including but not limited to, the accuracy of the information provided in this datasheet, merchantability, fitness of a specific purpose, or non-infringement of intellectual property rights of BPS or any other third party. BPS disclaims any and all liabilities arising out of this datasheet or use of this datasheet, including without limitation consequential or incidental damages.